

The SMART+SHIELD offers a simple cost effective solution to discourage the misuse of emergency exit doors. Adopting the universally recognised “no entry” sign, the SMART+SHIELD is a visually effective deterrent which is supported by an acoustic security alarm of 95 dB(A).

The SMART+SHIELD has been designed specifically to safeguard emergency exit doors. The product can be self-contained or integrated with other monitoring systems.

The SMART+SHIELD is also available for application with panic bars, push bars and multipoint locking systems.

Whilst most of the features are identical for each of these applications, the SMART+SHIELD for panic bars and push bars have an integrated pre-alarm. Ultimately though, in the event of an emergency, escape can still be obtained through the emergency exit door.

FEATURES

- Multiple functions for different applications
- Battery or hardwired d.c. supply
- Automatic alarm switch-off (after 30 sec. or 180 sec.)
- Two different audible levels (75 dB(A) / 95 dB(A))
- Delayed alarm to ensure that emergency exit doors do not stay open
- Silent alarm in combination with a central alarm system
- Connections are provided to allow integration with remote systems
- Visually effective deterrent

PART NUMBERS - SOUNDER

- SG-960-960 SMART+SHIELD Standard Model
- SG-960-961 SMART+SHIELD For Multipoint Locks
- SG-960-955 SMART+SHIELD For Push Bars
- SG-960-950 SMART+SHIELD For Panic Bars

PART NUMBERS - SPARES & ACCESSORIES

- SG-960-915 Trigger Angle For Push Bars
- SG-960-945 Trigger Angle For Panic Bars
- SG-951-292 Red Upper Plates
- SG-830-210 Cable Reed Contact, Surface



SPECIFICATION

Battery Type / Size:	1 x 9V PP3
Hard Wired Supply Voltage:	11.5 - 13 V dc
Maximum Relay Contact Voltage and Current:	30 V at 500 mA
Quiescent Current Consumption When Battery Driven:	10 µA
Quiescent Current Consumption When Hard Wired:	12 mA
Active Current Consumption (Battery and Hard Wired):	66 mA
Weight:	0.50 kg
Dimensions:	200 mm Diameter x 60 mm Depth

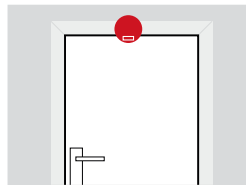
**FOUR DIFFERENT SOLUTIONS
 TO SECURE EMERGENCY EXITS IN SECONDS**



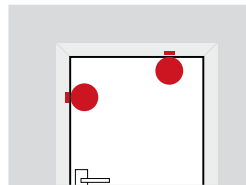
SG-960-960: SMART+SHIELD Standard Model

The SMART+SHIELD is designed to monitor the use of emergency exits and windows. As soon as they are opened an acoustic alarm is triggered, which can be reset by the key switch. The user may choose to automatically switch off the SMART+SHIELD after 30 sec. or 180 sec. The alarm volume can be reduced by adjusting the setting of the DIP switch to 75 dB(A).

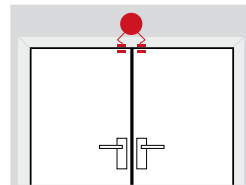
Flush with door leaf



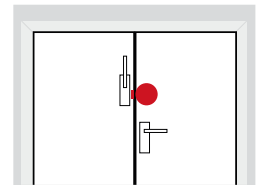
On outer door leaf



External cable reed contact

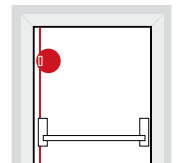


On inner door leaf



SG-960-961: SMART+SHIELD For Multipoint Locks

The SMART+SHIELD can also secure a door with a vertical panic bolt. By fitting a security device on the vertical panic bolt the SMART+SHIELD creates a strong visual link with the door hardware. This increases the effectiveness as a deterrent.



SG-960-955: SMART+SHIELD For Push Bars

The SMART+SHIELD for push bar application is mounted on the door. Should the push bar be pressed by a minimal force, a pre-alarm is triggered. The pre-alarm is silenced upon release of the push bar. In the event of the push bar being pressed fully, the main alarm sounds. The integrated key switch is subsequently used to reset the alarm.



SG-960-950: SMART+SHIELD For Panic Bars

The SMART+SHIELD for panic bar application is mounted on the door. Should the panic bar be pressed by a minimal force, a pre-alarm is triggered. The pre-alarm is silenced upon release of the panic bar. In the event of the panic bar being pressed fully, the main alarm will sound. Operating the integrated key switch will reset the alarm.